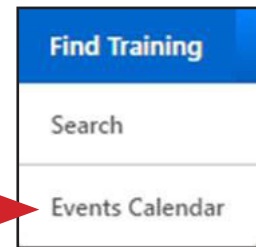


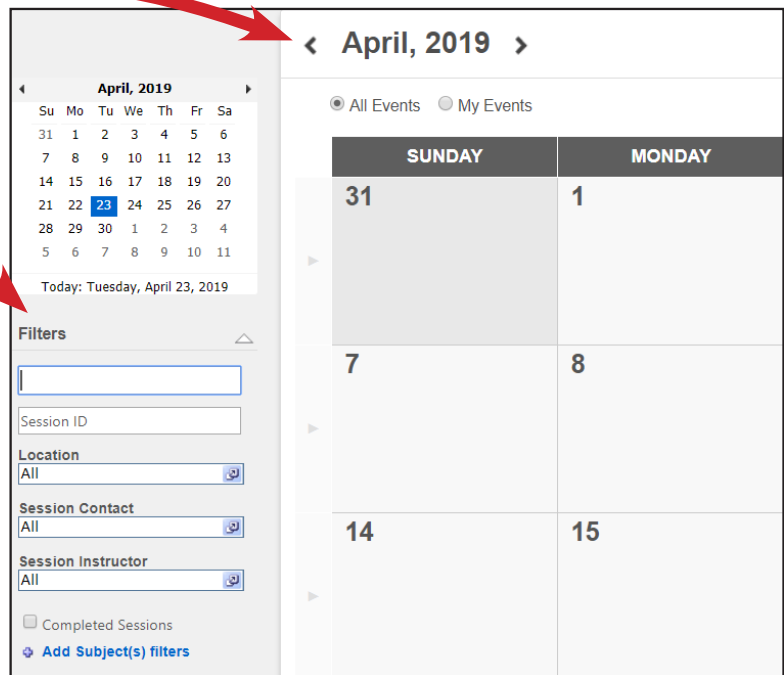
Using the Events Calendar to Find Live Training

Live training = face-to-face training sessions and live webinars.

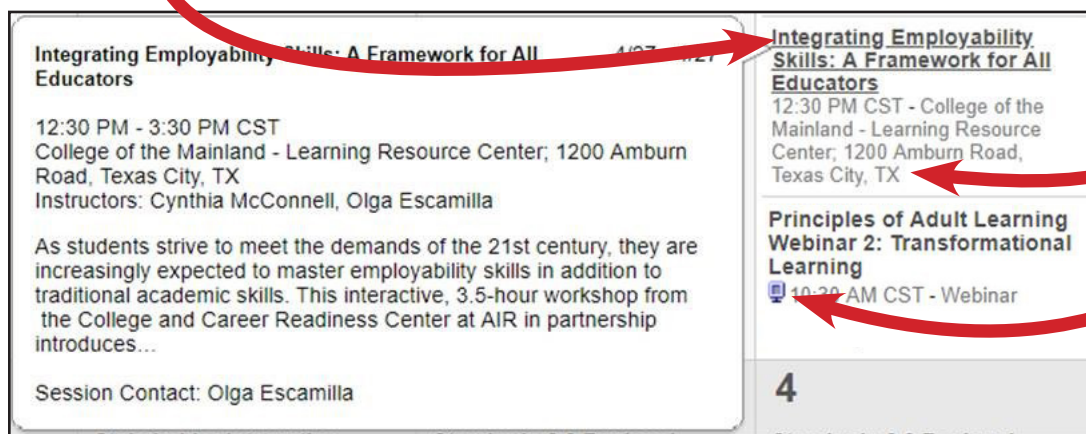
1. Hover on the **Find Training** tab and select the **Events Calendar** menu option.



2. Select the month of the training session or use the filters to search within the calendar.



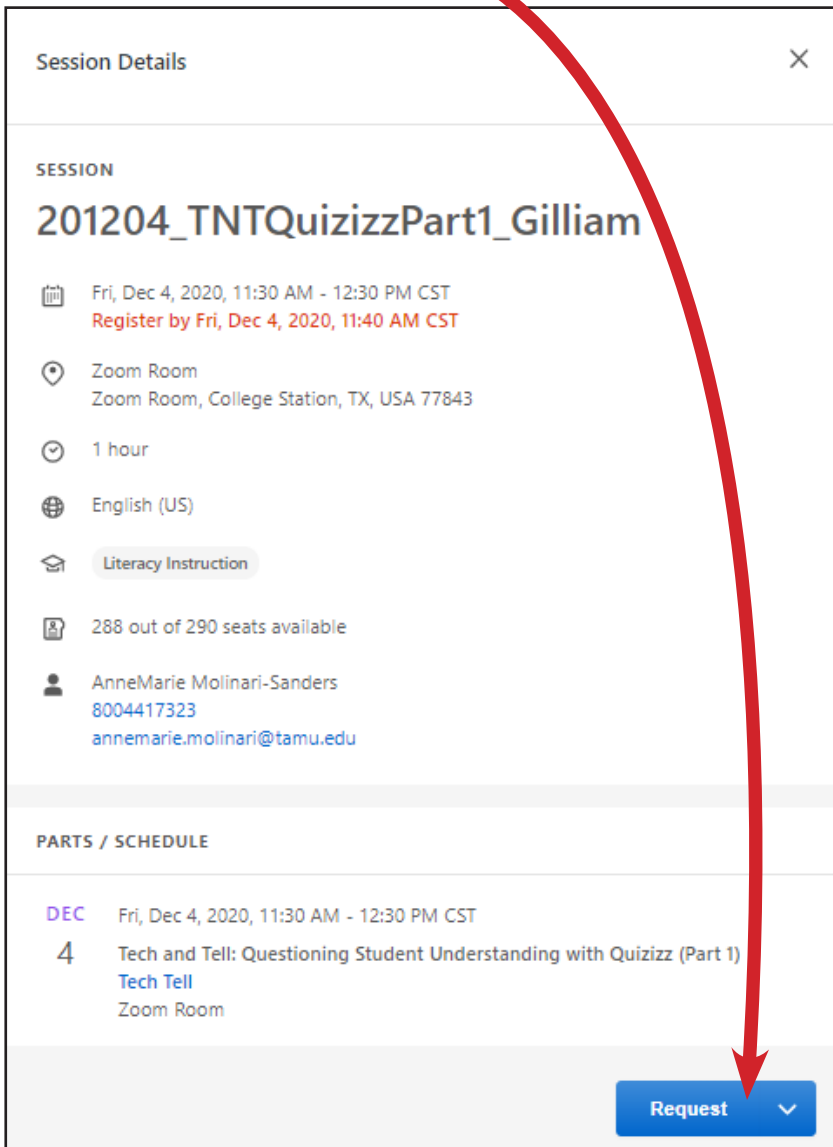
3. Hover on top of the desired training to view the details.



Note: If the training includes a physical address, it is a face-to-face training.

If it includes a blue computer icon, it is a live webinar.


4. Once you locate the desired training, click on the bolded title. A Sessions Details page that includes information about the training will appear. Click on the **Request** Button.





Session Details


SESSION


201204_TNTQuizizzPart1_Gilliam


 Fri, Dec 4, 2020, 11:30 AM - 12:30 PM CST
Register by Fri, Dec 4, 2020, 11:40 AM CST


 Zoom Room
Zoom Room, College Station, TX, USA 77843

 1 hour

 English (US)

 Literacy Instruction

 288 out of 290 seats available

 AnneMarie Molinari-Sanders
8004417323
annemarie.molinari@tamu.edu

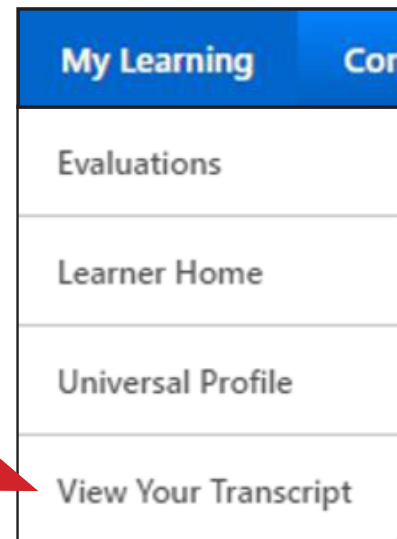
PARTS / SCHEDULE

DEC Fri, Dec 4, 2020, 11:30 AM - 12:30 PM CST

4 Tech and Tell: Questioning Student Understanding with Quizizz (Part 1)
Tech Tell
Zoom Room

Request ▼

5. Then view your active transcript to see the details of your face-to-face training session or to launch the live webinar.



My Learning Con

Evaluations

Learner Home

Universal Profile

View Your Transcript