

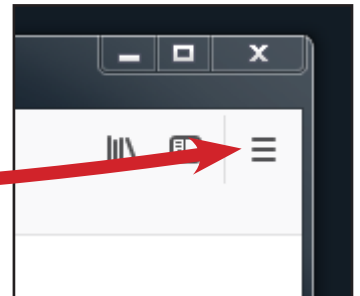
# Adjusting Pop-ups in Mozilla Firefox

Mozilla Firefox is the #2 browser that we recommend when using the PD Portal. When using PD Portal (#1 being Chrome), pop-up blockers should be disabled.


1) **Open** Mozilla Firefox browser.



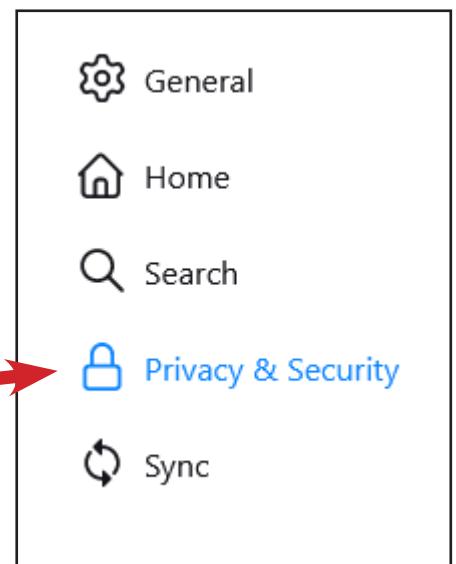
2) **Click** on the three lines in the upper right corner.



3) **Click** on “Settings”.



4) On the left side, **click** “Privacy & Security”.



5) **Scroll** down to “Permissions” and **uncheck** “Block pop-up windows”.



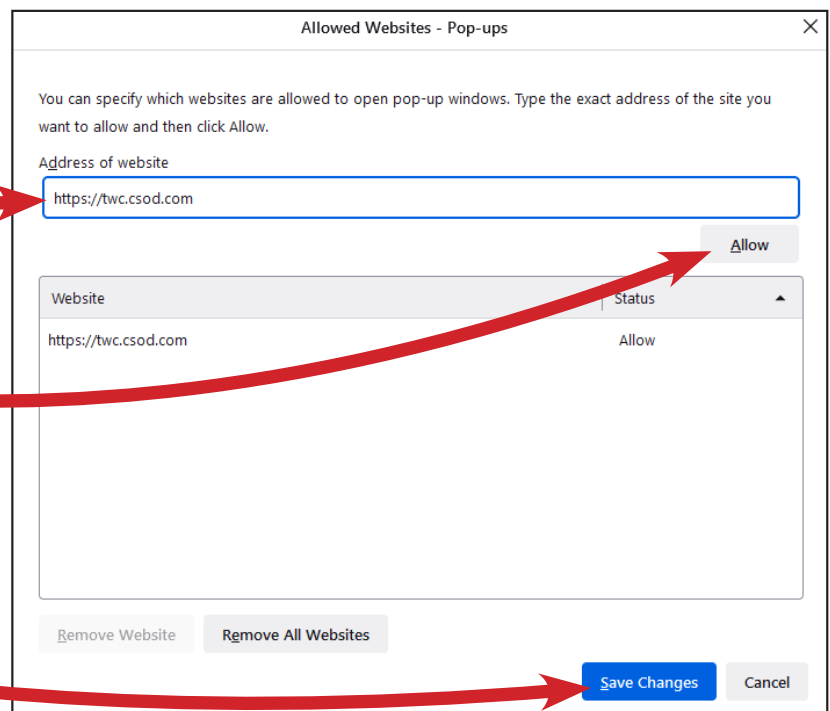
## Optional Adjustments

1) **Check** the box “Block pop-up windows” and **click** on “Exceptions”.




2) **Type** in  
<https://twc.csod.com>

and **click** “Allow”.



3) **Click** on “Save Changes.”

**Alternatively**, if you see  
the “Popup Blocked” Icon  in the URL/Search bar, you  
can **click** on that and follow  
instructions to allow popups  
for that site.

