

# **Surviving a Pandemic with Hybrid Classrooms**

---

How and Why, We Had to Go There

# Presenters:

**Bob Slaydon**, AEL Instructor,  
Navarro College

**LaVonna Phillips**, Program Coordinator,  
Navarro College

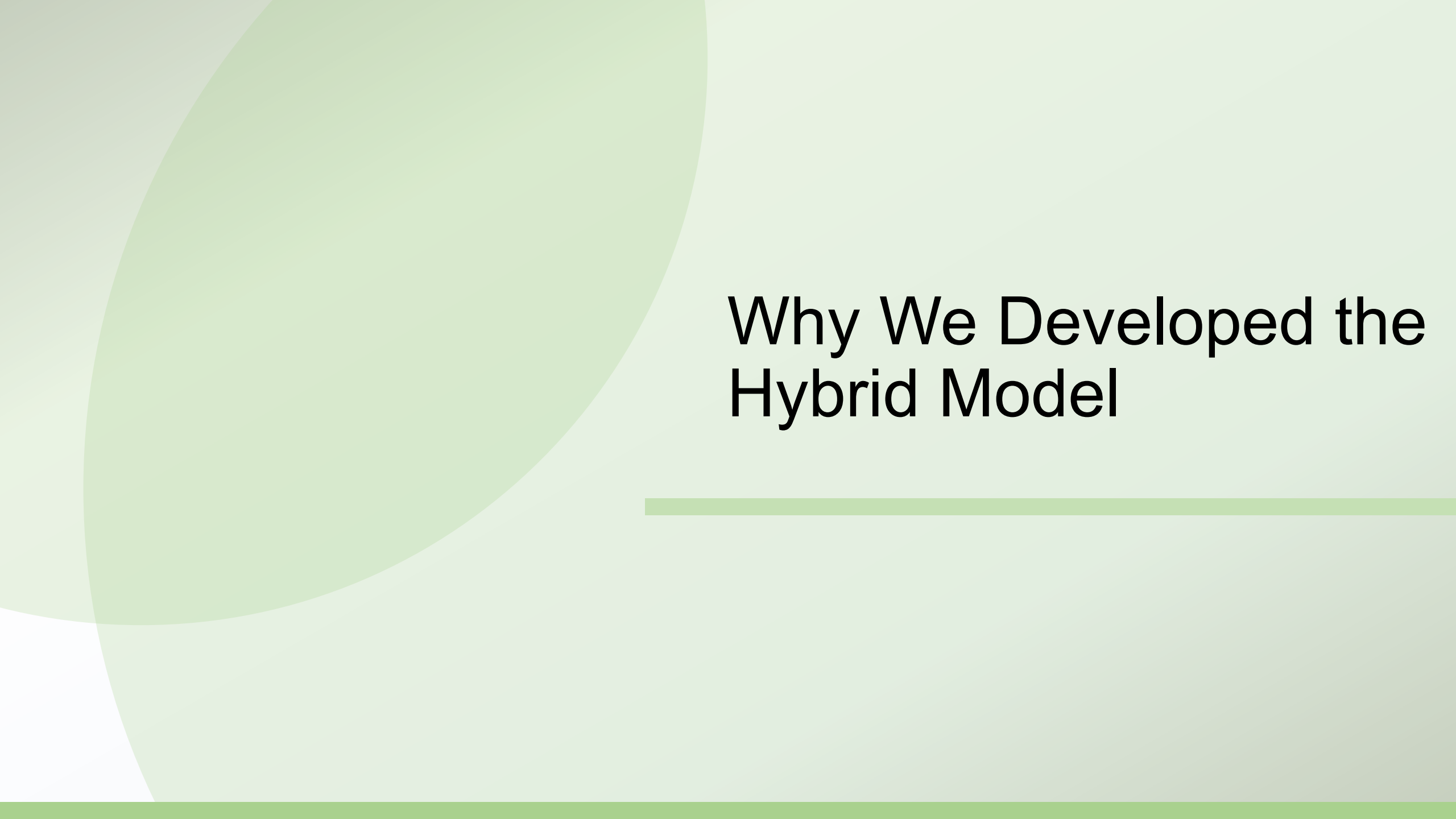
If you know the answer to the following question, please raise your hand and DO NOT shout out the answer.

What is the only thing in our society that people do not get upset about when they do not get their money's worth from it?



# Our Brand






# Why We Developed the Hybrid Model

---

# Starting With “Why”

- Some **students did not feel comfortable** or want to return to the classroom in August 2020
- Age of our student's vs traditional college aged students and their approach/view of face-to-face instruction
- We have seen/learned how to use ZOOM or other platforms to continue to reach students so why not use it and reach both virtual and face-to-face students





# Advantages of a Hybrid Classroom

---



# Removing Student Barriers

- Students are more relaxed if they are in a comfortable environment
- Removes transportation as an issue
- Removes child-care as an issue
- Those at home receive the same presentation/information as those in the classroom
- Improves attendance/retention
- Reduces need for a sub as the teacher can also teach from home, when required



# Disadvantages of a Hybrid Classroom

---

# Difficulties in Instruction



[This Photo](#) by Unknown Author is licensed under [CC BY-NC-ND](#)

- **Removes a few of the instructional games** used in instruction, such as Kahoot
- Can be **difficult to monitor** the attention of students, e.g. I ask lots of questions to all students
- Cannot see the faces of students to recognize the “light bulb” moment or fear/hesitation in understanding
- **Limits mobility** of the instructor and inhibits teaching styles

# Building Student Rapport

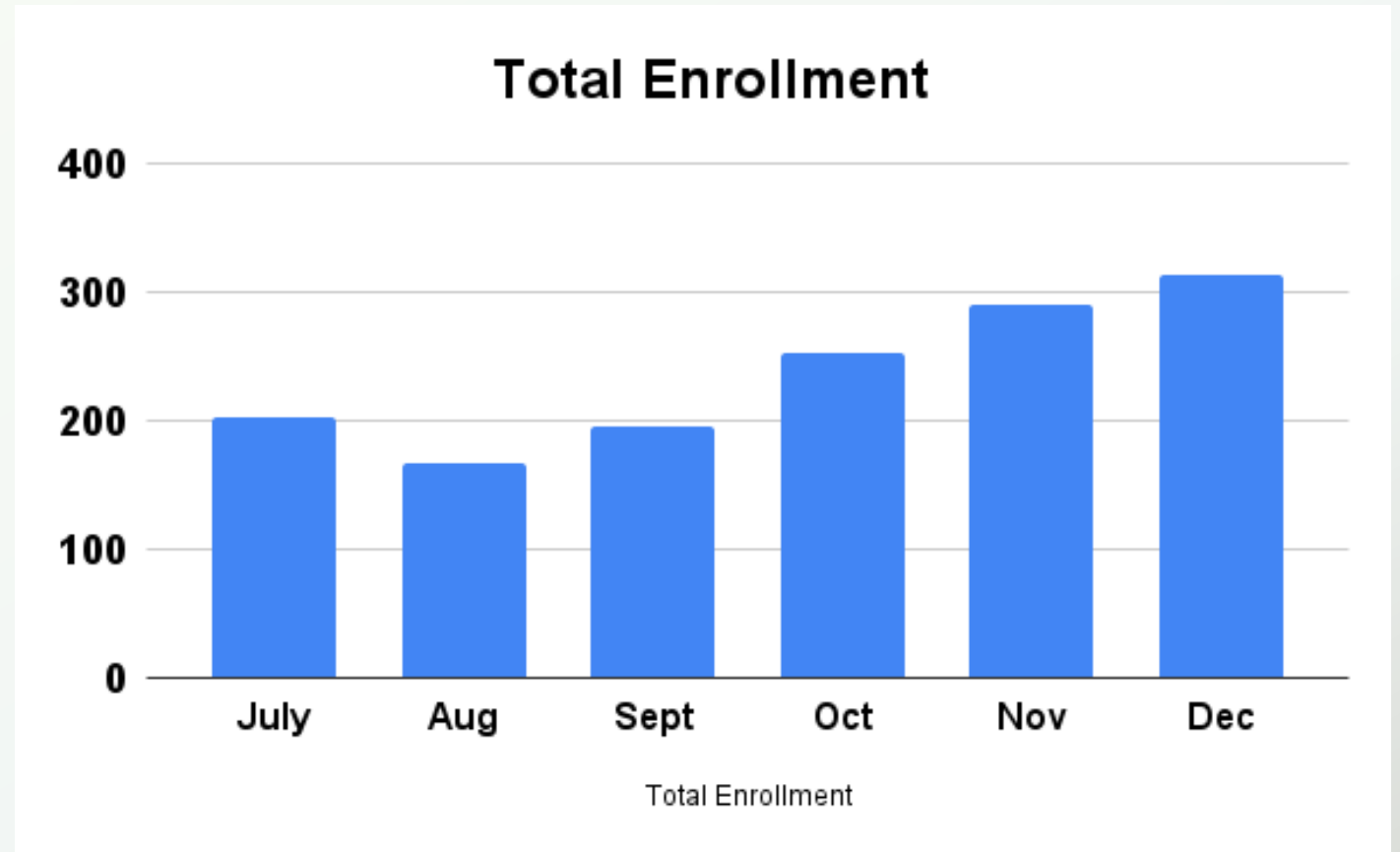
- Much harder to develop a relationship with students and truly get to know them
- Difficult to meet with virtual students in a one-on-one situation to discuss confidential matters (Can use breakout room, but that is difficult if the need is spontaneous)



# Let's Look at the Numbers...

Months Enrolled in 2020	Total Number
July	203
August	166
September	196
October	253
November	290
December	313

# Total Enrollments



# Attendance

---

Average daily attendance by August 2020: **5**

Virtual capacity: 10 people per session

# Attendance: August 2020

- Class comfort levels supported a maximum of 10 -15 students virtually
  - Highest average daily attendance: 8/10
  - Average daily attendance overall: 5/10





# Attendance: Virtual Class Sizes

Class (ESL/HSE)	Average Daily Attendance	Capacity
ESL1	6	10
ESL2	2	10
HSE3	5	10
HSE4	7	10
HSE5	4	10

# Attendance: October 2020

- By October, **5** classes are operating in a hybrid set up.
- Class sites are at **50%** capacity for F2F.



# Attendance: November 2020

- The hybrid model offers students flexible options for joining and remaining in class.
- **3/5 classes** reach double digits in daily average attendance.

# Attendance: December 2020

- Face-to-face classes are capped at 50% per site safety regulations.
- Despite the holidays, average daily attendance is steady and continued to rise.

# **Enrollments & Attendance: January 2021**

- **Enrollment reaches 383 participants, 41% of program targets.**
- Enrollment and attendance continues to rise despite COVID-19 concerns.

# Enrollments & Attendance: February to March 2021

- Amidst a snowstorm and power outages across the state...
- Two more classes prepare for the hybrid model in Navarro and Ellis counties.



# Enrollments & Attendance:

## April 2021

- Enrollment reaches **496 participants, over 50% of program targets.**
- 12 classes are hybrid with numbers averaging *at least* 10 students daily, **50% more** than in August 2020.

# Enrollments & Attendance: May to June 2021

- **50%** of hybrid classes reach double digit numbers in average daily attendance.
- Student enrollment with 12+ hours is **3X the amount** it was in June 2020.



# How My Room is Set-Up

---

# Hybrid Technology Set-Up

- I use my personal computer as the presentation computer
- My classroom aide is online and monitors the chat and assists with tracking students as they sign in
- Another computer in the classroom is used to show the students in the classroom to all other students
- At home students use their device so I do have the capability to have all students on the screen if needed or I just want it to happen

# Hybrid Technology Set-Up





# Hybrid Technology Set-Up



# Presenting Classroom Content

- I use videos, pictures, anything I can get on the computer, I can share. I also use a document camera
- My presentation computer is connected to the overhead projector so the screen that is being shared is also on the screen in the classroom
- If necessary, I can show myself and the white board, but I traditionally use the document camera as a white board

# Presenting Classroom Content

- ESL: Conversation & Content from **9 am to 10:30** for F2F & virtual
  - **10:30 am**, students break for 15 minutes
  - **10:45 am to NOON**, full lesson comprehension and independent work
- HSE: Independent work from **9am to 10 am** for F2F students.
  - **9:30 am to 10am**, virtual students join independent session
  - **10 am to 11:30**, entire group learns a new concept/skill



Things We Can Still Do,

---

Even in a Hybrid Setting



# “Making It Work!”

- **Engage student learning:** Interactive PowerPoints, Quizziz, Google Maps, and whole class or small group discussions.
- **Creativity is key:** ReadWorks, Wordsearch (<https://wordmint.com>), Flipgrid, Jamboard and The Flyswatter Game
- **Submitting assignments:** Remind and Google Voice



# Student Reflection

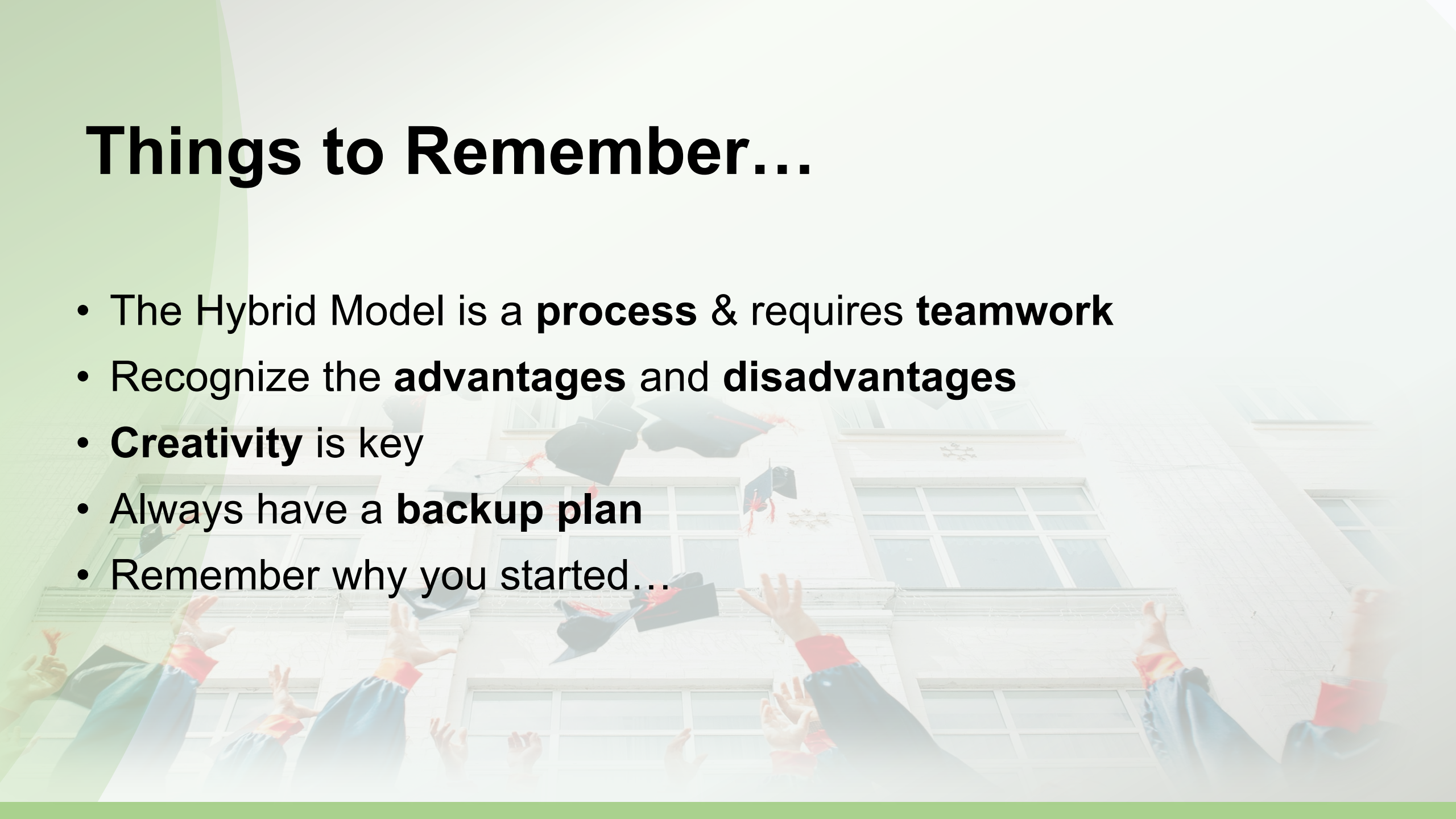
**“Hi, my name is Patrick, and I am attending a hybrid class.** I wanted to share with you the strengths and advantages it has. First, being able to log into class remotely at home, in a car, in an office or wherever, has given students a much-needed convenience.

It has **great flexibility** and my instructor’s teaching style is effectively helping students with different learning comprehensions. The sessions are recorded so that we may take advantage of the instructions given later. Class materials are provided prior to class. Obtaining educational instruction virtually has been better for me. **I am very satisfied with the hybrid class I am attending.”**



# Things to Remember...

- The Hybrid Model is a **process** & requires **teamwork**
- Recognize the **advantages** and **disadvantages**
- **Creativity** is key
- Always have a **backup plan**
- Remember why you started...





Thank you

---