



lit·er·a·cy



LITERACY COUNCIL of TYLER

# CONNECT FOUR FOR STUDENT SUCCESS

Kerri Watts and Erin Miller  
Literacy Council of Tyler

# Student Success



IDENTIFY A STUDENT'S  
BARRIERS



BUILD A COMMUNITY  
RESOURCE NETWORK



UTILIZE STAFF



BUILD A PLAN



## IDENTIFY A STUDENT'S BARRIERS

- Analyze data
- Talk to students
- Brainstorm with your team



TEAMS



Community  
Publications

Analyze Data

During  
Enrollment



In Class

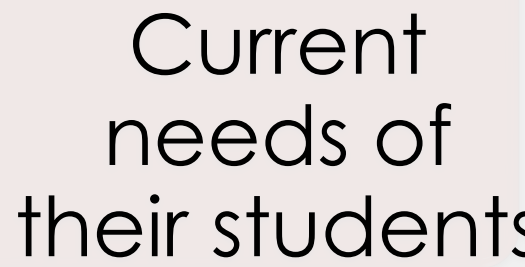


At Exit



Talk to Students





Current  
needs of  
their students



Gaps in  
service

Brainstorm with  
your Team



## BUILD A COMMUNITY RESOURCE NETWORK

- State & Federal Resources
- Local Nonprofits
- Community Events

**Childcare**

**WorkinTexas**

**Vocational  
Rehab**

**Unemployment**

**Training &  
Education**

**Career Fairs**

## State & Federal Resources

Texas Workforce Commission  
<https://www.twc.state.tx.us/>

U.S. Department of Labor  
<https://www.dol.gov/>





Crisis Intervention



Education



Financial Stability  
(Housing)



Health &  
Wellness

## Local Nonprofits

United Way of Texas

<https://www.uwtexas.org/>

City Website

<https://www.cityoftyler.org/>

Chamber of Commerce

<https://www.tylertexas.com/>



## UTILIZE STAFF

- Consider who you have
- Determine who you need



**Strengths**

**Passions**

Consider who  
you have

**Community Resource  
Coordinator**

**Student Advisors**

**Learning Differences  
Coordinator**

Determine  
who you need



## BUILD A PLAN


- Examine your budget
- Staff changes
- Create new programs
- Start the process

How much is all this  
going to cost


What, if any, funding  
sources do you have

What can you do now  
and what needs to wait

Examine your  
budget




UPDATE EXISTING  
STAFF



HIRE NEW STAFF

Staff Changes



Collaborate  
with other AEL  
programs

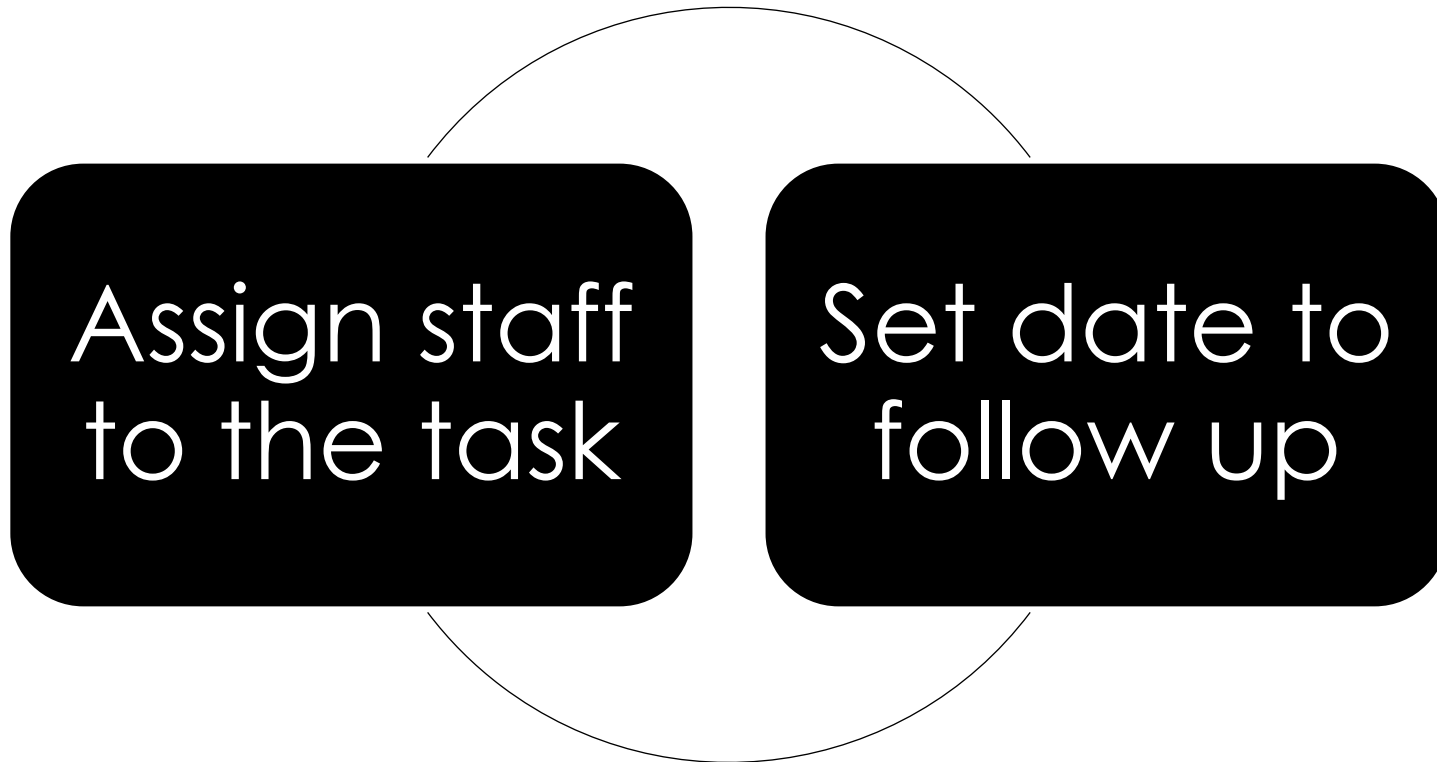


Identify Best  
Practices



Create new  
programs





Start the process

# Student Success is as Easy as Connect Four



IDENTIFY A STUDENT'S  
BARRIERS



BUILD A COMMUNITY  
RESOURCE NETWORK



UTILIZE STAFF



BUILD A PLAN

A yellow Connect Four board is the central focus, with a blue piece and several red pieces scattered on a dark surface in front of it. A black rectangular box is overlaid on the board, containing the text "QUESTIONS OR COMMENTS" in white, uppercase letters.

QUESTIONS OR COMMENTS