

# SURFING INTO MID YEAR

TWC AEL Pre-Conference , November 15<sup>th</sup> 2021

# AGENDA

---

- State Performance
- Q1 Performance
- Final Performance Guide Updates
- HSE Voucher Program
- 2022 Awards: Best In Class/Co-Enrollment
- Demonstrated Effectiveness
- TEAMS Wish List Round Table

# STATE PERFORMANCE

---

How does Texas compare to other states on key indicators?

# ABE MSG - BY STATE / THIRD QUARTILE = 40.25%

Grantee	ABE MSG
Indiana	69.82%
Guam	68.44%
Palau	68.00%
Wyoming	59.55%
Kansas	57.53%
Arkansas	55.27%
District of Columbia	54.89%
Mississippi	53.73%
Northern Mariana Islands	52.73%
Wisconsin	51.92%
West Virginia	50.21%
Missouri	49.81%
Montana	49.59%
Nevada	49.16%
Puerto Rico	46.25%
Nebraska	45.03%
Colorado	44.57%
Iowa	44.24%
Rhode Island	43.61%



Ohio	43.11%
Louisiana	42.25%
North Dakota	42.10%
Maine	41.89%
Tennessee	40.93%
Kentucky	40.68%
Texas	40.25%
Oklahoma	39.78%
Connecticut	38.80%
South Carolina	38.55%
California	38.31%
Georgia	38.16%
Utah	38.08%
Alabama	38.05%
North Carolina	37.00%
Delaware	36.99%
Washington	36.16%
Hawaii	36.05%
South Dakota	34.37%



# ESL MSG - BY STATE / THIRD QUARTILE = 44.70%

Grantee	ESL MSG
Puerto Rico	82.78%
Guam	77.77%
Delaware	70.09%
Missouri	69.69%
Montana	69.23%
Indiana	64.72%
Kansas	61.29%
District of Columbia	58.55%
Arkansas	57.53%
New Jersey	57.12%
Wisconsin	52.11%
Wyoming	51.78%
Nevada	51.33%
Michigan	50.14%
Nebraska	47.77%
Massachusetts	47.31%
Georgia	47.01%
Mississippi	45.71%
South Carolina	45.15%
Iowa	44.80%
Texas	44.70%
Colorado	43.88%
Kentucky	43.03%
Oklahoma	42.16%
Ohio	42.07%



North Carolina	39.53%
New Hampshire	38.69%
Pennsylvania	37.43%
West Virginia	35.48%
South Dakota	34.89%
Illinois	33.93%
North Dakota	32.27%
Utah	31.97%
New Mexico	31.09%
Vermont	30.13%
Maine	29.41%
California	28.68%
Connecticut	26.08%
Rhode Island	25.69%
Florida	25.12%
Arizona	24.48%
Hawaii	24.06%



# OVERALL MSG - BY STATE / THIRD QUARTILE = 42.36%

Grantee	Overall MSG
Guam	68.87%
Indiana	68.77%
Palau	68.00%
Kansas	58.84%
Wyoming	58.63%
Puerto Rico	57.66%
Missouri	55.80%
Arkansas	55.73%
District of Columbia	55.63%
Mississippi	53.33%
Northern Mariana Islands	52.73%
Wisconsin	51.99%
Montana	51.17%
Nevada	50.57%
West Virginia	49.89%
Delaware	49.36%
New Jersey	47.20%
Nebraska	46.20%



Iowa	44.43%
Colorado	44.16%
Ohio	42.84%
Texas	42.36%
Massachusetts	41.46%
Kentucky	41.07%
Georgia	40.41%
Oklahoma	40.32%
Louisiana	40.28%
South Carolina	39.63%
North Dakota	39.51%
Tennessee	38.24%
North Carolina	37.78%
Maine	37.62%
Michigan	37.09%
Utah	36.49%
Alabama	36.20%

# Q2 EMPLOYMENT - BY STATE / THIRD QUARTILE = 35.51%

Palau	100.00%
Kansas	57.77%
Northern Mariana Islands	57.73%
Puerto Rico	53.67%
Iowa	53.06%
Wyoming	51.30%
South Dakota	50.20%
North Dakota	49.34%
Arizona	49.09%
Tennessee	48.76%
Mississippi	48.17%
Nebraska	47.93%
Pennsylvania	45.83%
Wisconsin	45.51%
Indiana	45.51%
Massachusetts	41.78%
Georgia	41.38%
Ohio	41.11%
Arkansas	40.92%
Alabama	40.69%
Delaware	40.17%



Missouri	39.20%
Vermont	38.80%
Kentucky	38.31%
New Jersey	38.21%
Alaska	38.05%
Michigan	36.85%
Texas	35.51%
Montana	34.67%
Rhode Island	34.50%
Minnesota	34.25%
Oklahoma	34.25%
Maine	33.22%
Oregon	32.76%
Washington	32.29%
Maryland	32.13%
North Carolina	31.02%

# Q4 EE - BY STATE / SECOND QUARTILE = 33.92%

Grantee	4th Quarter Employment
Palau	100.00%
Indiana	71.34%
Northern Mariana Islands	65.62%
Iowa	53.17%
Kansas	53.08%
Wyoming	51.35%
North Dakota	50.56%
South Dakota	49.95%
Tennessee	48.92%
Nebraska	48.82%
Mississippi	47.86%
Pennsylvania	46.73%
Massachusetts	45.01%
Delaware	43.10%
Wisconsin	42.93%
Alabama	42.63%
Georgia	42.58%
Ohio	42.19%
Missouri	39.78%
New Jersey	39.25%
Montana	38.08%
Michigan	38.05%
Vermont	37.29%



Vermont	37.29%
Maryland	36.93%
Oklahoma	36.15%
Alaska	35.92%
West Virginia	35.66%
Rhode Island	35.59%
Minnesota	35.26%
Washington	34.22%
Texas	33.92%
Kentucky	33.84%
Maine	32.10%
North Carolina	31.17%
Connecticut	30.74%
Arizona	27.35%
Louisiana	27.34%
South Carolina	27.23%



# CREDENTIAL - BY STATE / THIRD QUARTILE = 41.28%

Iowa	77.18%
Vermont	73.40%
Indiana	67.83%
Washington	62.96%
Georgia	59.98%
Wyoming	58.16%
North Dakota	54.21%
New York	49.61%
Maine	48.07%
Nevada	46.84%
Mississippi	46.11%
Arkansas	45.32%
District of Columbia	44.87%
Nebraska	43.88%
South Dakota	43.42%



Texas	41.28%
Missouri	40.66%
Tennessee	40.32%
South Carolina	40.29%
Michigan	39.86%
West Virginia	39.53%
Wisconsin	38.38%
Alabama	38.29%
Delaware	37.65%
Pennsylvania	36.30%
Kansas	34.96%
Illinois	34.86%
New Jersey	34.16%
Connecticut	32.20%
Massachusetts	28.31%
Montana	27.51%
New Mexico	27.22%
Arizona	25.11%
North Carolina	24.88%
Oklahoma	23.76%
Florida	23.20%

# QUARTER 1 PERFORMANCE

---

How are we doing

# OUTCOME MEASURE REMINDERS

---

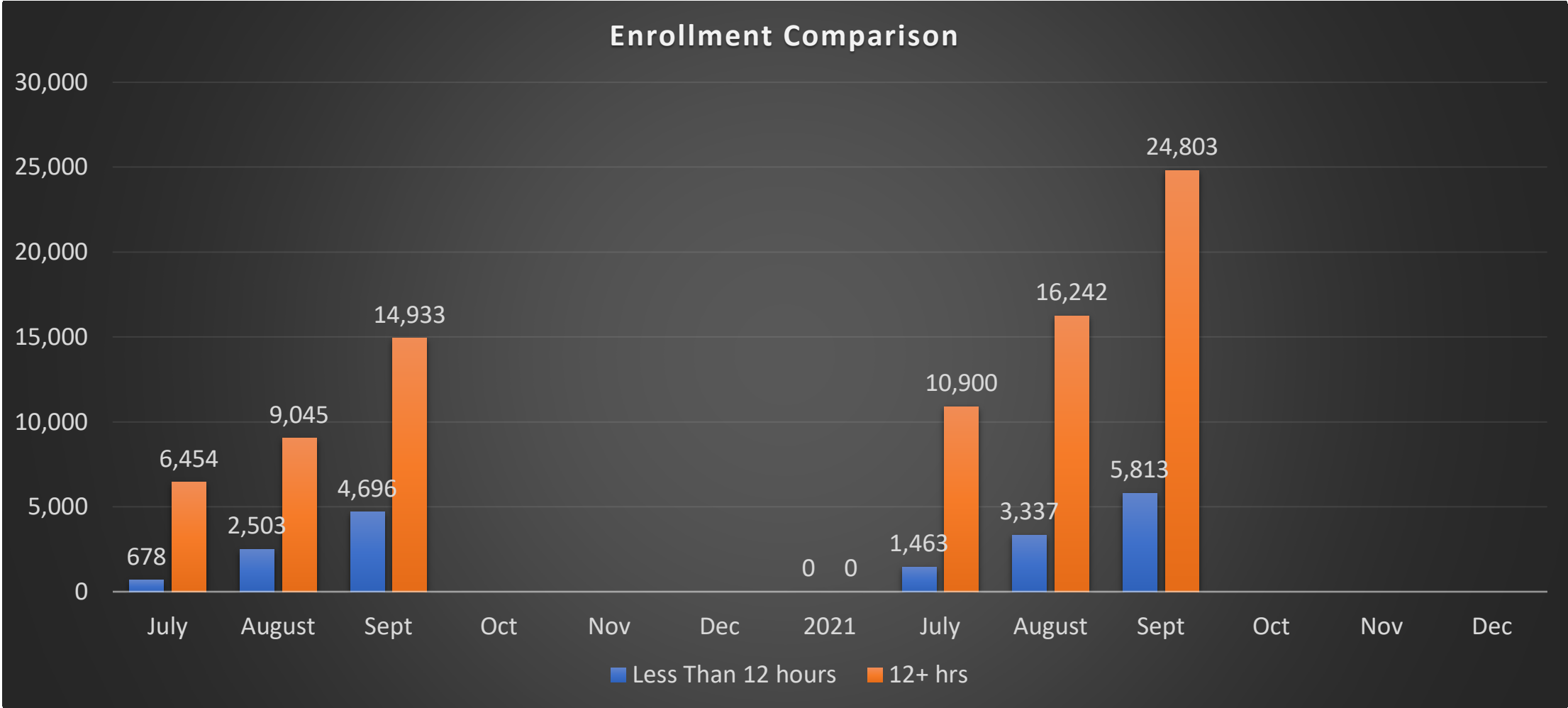
- MSG's - No changes from PY 20-21

## EXIT BASED MEASURES

- Credential Rate - 39% (no change)
- Entered Employment / Enrolled in Post Secondary - 40 % (+6%)
- Entered Employment / Enrolled in Post Secondary - 81 % (+1.3%)

All OCTAE measures are negotiated based on a statistical model

# PY 20-21 / 21-22 Enrollment Comparison



# MSG'S

---

- As of September, only 11.69% of all participants have achieved a gain (unduplicated)
  - Type 1a / Pre/Post - 9.69%
  - Type 1b Exit/Enter Post Sec - 0.01%
  - Type 2/HSE- 1.61%
  - Type 3-5 (IET Gains) - 1.19%
- Post Test Gains - 53.87% , which means that participants that have received a post-test this program year, only 53.87% made a gain on those post test.

How are we using reports to determine areas of instructional or testing process weakness?

# SUCCESS STORIES



# PY 21-22 Performance Guide

New Flexibilities : MSG's for IET and  
Workplace Literacy

Excerpt of Performance Guide in E-  
binder

PY 21-22  
Change to IET  
and WPL  
MSG's

Only need one MSG for IET's

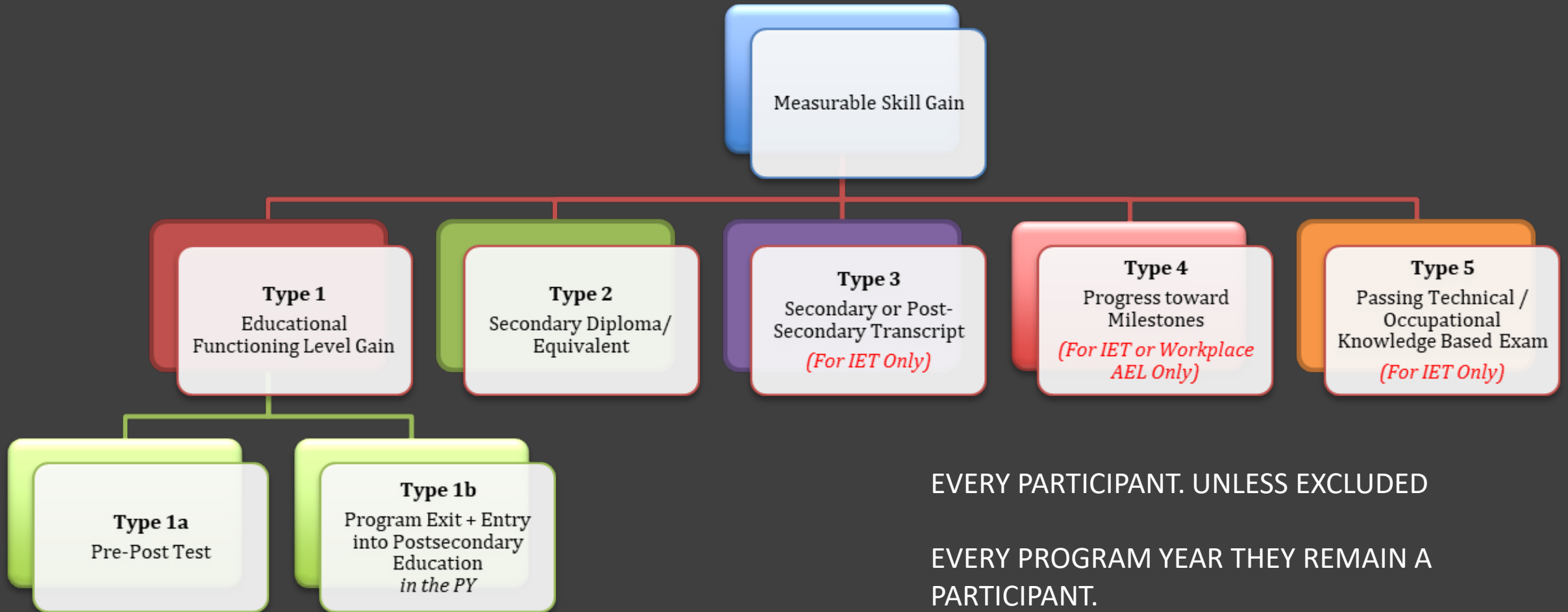
IET's can be:

- Post secondary/Training
- Apprenticeship
- Employer based – must lead to industry credential

Workplace Literacy can earn a Type 4 MSG. Some exceptions for Type 3 & 5



# Measurable Skills Gain



EVERY PARTICIPANT. UNLESS EXCLUDED

EVERY PROGRAM YEAR THEY REMAIN A PARTICIPANT.

AT LEAST ONE MSG

## MSG's for IET

How do we ensure that participants are getting the reading, writing, language and math they need to be successful in meeting long term goals?

## MSG Type 3: Postsecondary Transcript or Report Card

- IET , some WPL upon approval from TWC
- Applicable only to post secondary transcripts for participants enrolled in an IET program provided in partnership, most often with a postsecondary institution.

See Materials for Performance Guide excerpt

## **Type 4 – Progress Milestone**

For participants enrolled in a workplace literacy program or IET, this gain may be documented by a report from the employer or workforce training provider that shows the participant has made satisfactory or better progress toward substantive skill development through one or more measures.

AEL providers using this MSG for employer services with employers should must have a memorandum of understanding (MOU) or letter of agreement with the employer that outlines the types of services and progress milestones AEL participants are expected to meet while enrolled in the program.

## **Type 4 - *Continued***

Services likely fall into the following three categories:

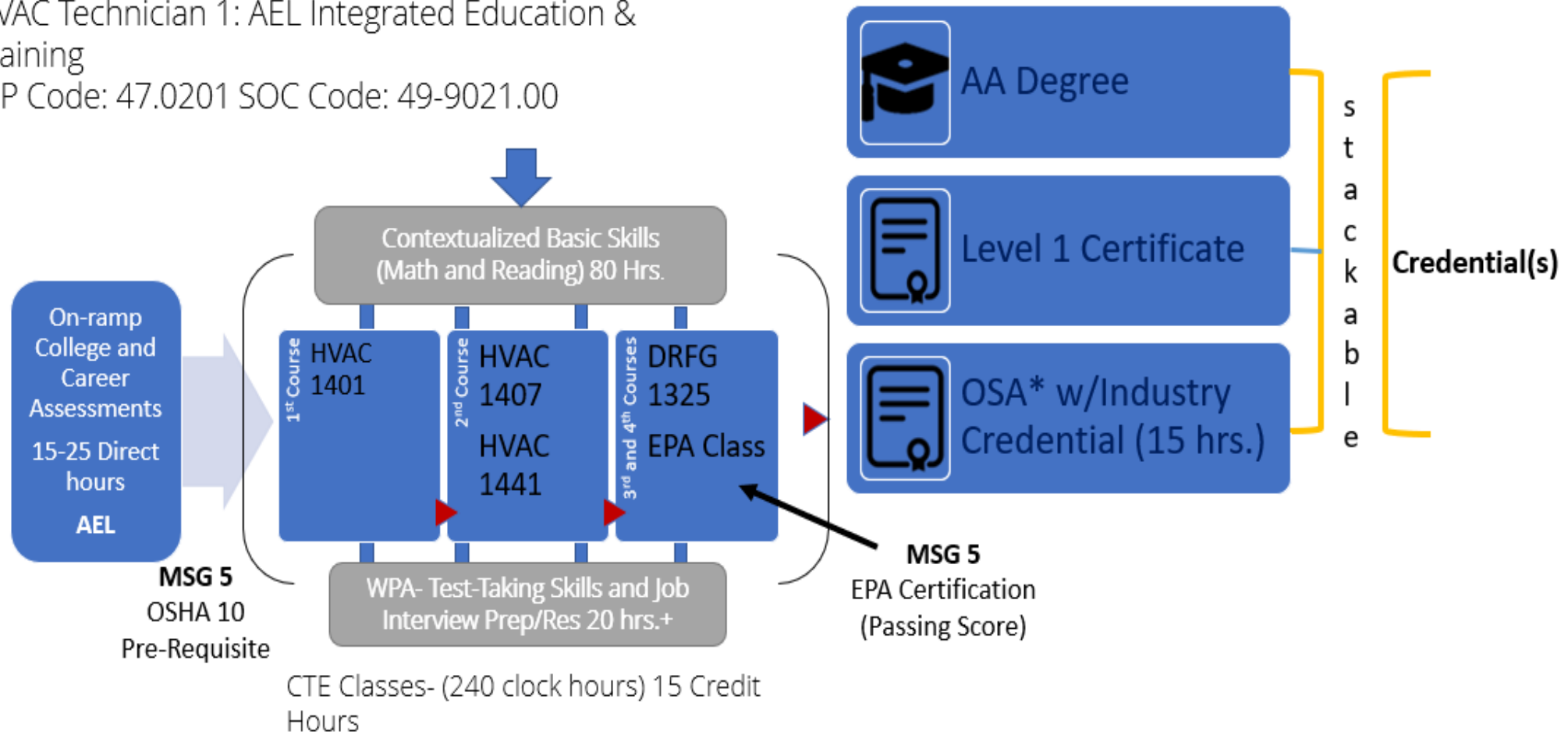
- Workplace literacy activities
- Workplace literacy with employer-provided training that does not lead to an industry- recognized postsecondary credential (Non-IET)
- IET with an employer that leads to a recognized postsecondary credential, including Pre-Apprenticeship/Apprenticeship

## **MSG Type 5: Passage of an Exam or Progress in Attaining Skills**

- IET, some WPL upon approval by TWC.
- Participants may demonstrate an MSG under this type of gain in one of two ways: passing an exam or demonstrating progress in gaining technical or occupational skills, as evidenced by trade-related benchmarks.
- See Materials for Performance Guide excerpt

# Type 5 IET Sample

HVAC Technician 1: AEL Integrated Education & Training  
CIP Code: 47.0201 SOC Code: 49-9021.00



# End of Year Evaluations...

## Data Analysis on Successful Completers

- Comprehensive Intake and Assessment services
- Length of time in reading, writing or math that lead to outcomes
- Proportional % of basic skills vs. WF training

## Revise or Modify Policies

- Use data to revise or modify existing guidance while still maintaining some flexibilities





UNDERSTANDING

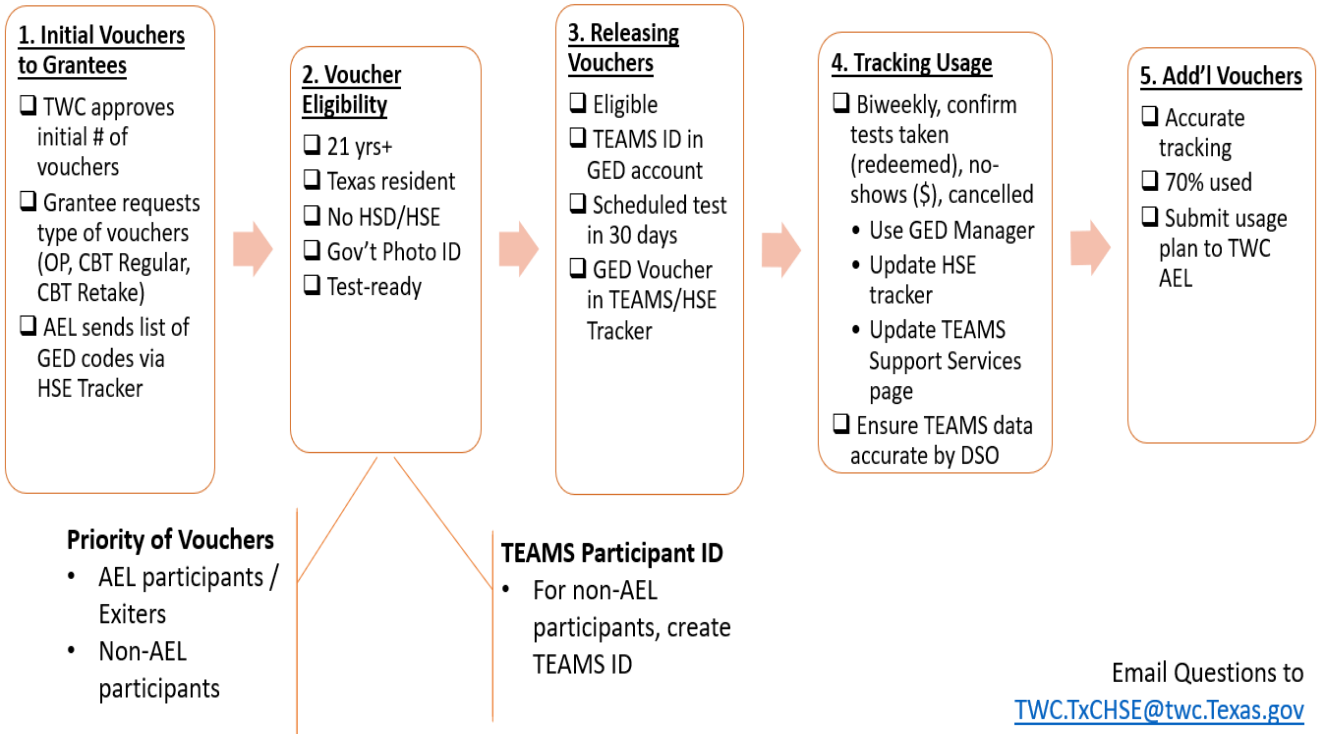
TEST YOUR  
UNDERSTANDING...

# PY'21-'22 HSE Voucher Program

Updates: Materials in Packet  
(Draft AEL Policy, Overview  
Flowchart, HSE Tracking Tool)

## Overview of HSE Subsidy Voucher Program: A Checklist for AEL Grantees

Vouchers must be redeemed (test is taken!) by **August 31, 2022**.



Email Questions to  
[TWC.TxCHSE@twc.Texas.gov](mailto:TWC.TxCHSE@twc.Texas.gov)

Proposed  
Process  
Changes—  
*Being  
Briefed*

\$750,000 each fiscal year

Distribute 50% of vouchers initially

Vouchers distributed to grantees via tracker

Reconciled using TEAMS

Once programs meet 70% usage, can request more



# Overview of HSE Subsidy Voucher Program: A Checklist for AEL Grantees

Vouchers must be redeemed (test is taken!) by **August 31, 2022**.

## 1. Initial Vouchers to Grantees

- TWC approves initial # of vouchers
- Grantee requests type of vouchers (OP, CBT Regular, CBT Retake)
- AEL sends list of GED codes via HSE Tracker



## 2. Voucher Eligibility

- 21 yrs+
- Texas resident
- No HSD/HSE
- Gov't Photo ID
- Test-ready



## 3. Releasing Vouchers

- Eligible
- TEAMS ID in GED account
- Scheduled test in 30 days
- GED Voucher in TEAMS/HSE Tracker



## 4. Tracking Usage

- Biweekly, confirm tests taken (redeemed), no-shows (\$), cancelled
  - Use GED Manager
  - Update HSE tracker
  - Update TEAMS Support Services page
- Ensure TEAMS data accurate by DSO



## 5. Add'l Vouchers

- Accurate tracking
- 70% used
- Submit usage plan to TWC AEL

# HSE Checklist for Grantees

### Priority of Vouchers

- AEL participants / Exiters
- Non-AEL participants

### TEAMS Participant ID

- For non-AEL participants, create TEAMS ID

Email Questions to  
[TWC.TxCHSE@twc.Texas.gov](mailto:TWC.TxCHSE@twc.Texas.gov)

# Policy Changes – *See Draft AEL Letter*

1

Ensure Participant ID is entered on Participant's GED profile prior to issuing a voucher – can do through GED Manager.

2

Document all vouchers in TEAMS under Support Services & reconcile by DSO. No longer required to send monthly HSE tracker.

3

Scheduled tests must be within 30 days of voucher issuance. "Redeemed" is when the test is taken. (No-shows also count towards a subsidy amount.)

4

GED test must be taken by August 31, 2022. Plan ahead!

# SUCCESS STORIES TIME

---



# AEL Awards 2022

Best In Class  
Co-Enrollment

# Approved By Commission

- Discussion Paper :  
[https://twc.texas.gov/files/twc/commission\\_meeting\\_material\\_09.28.21\\_item16a\\_dp\\_2022\\_workforce\\_awards.pdf](https://twc.texas.gov/files/twc/commission_meeting_material_09.28.21_item16a_dp_2022_workforce_awards.pdf)
- Approved Action :  
[https://twc.texas.gov/files/twc/commission\\_meeting\\_material\\_09.28.21\\_item16b\\_dp\\_at\\_t1\\_workforce\\_awards\\_overview.pdf](https://twc.texas.gov/files/twc/commission_meeting_material_09.28.21_item16b_dp_at_t1_workforce_awards_overview.pdf)








Best In Class

*Eligibility :*  
Not on a CAP



40% for Measurable Skill Gains  
(all five MSGs)



30% for Program Year (PY)  
Achieved Credential



30% for Enrollments (Total  
Enrollments, Intensive Services,  
Integrated Education and Training  
(IET), each at 10%)

# Calculations– Weighted Measures

Measure	Part 1	Part 2
MSG (40% )	<p><b>Denominator:</b> All participants</p> <p><b>Numerator:</b> All participants who earn at least one MSG by June 30th</p>	
Credential (30%)	<p style="text-align: center;"><b>For the HSE credential</b></p> <p><b>Denominator:</b> the number of exiters (by June 30) who passed at least one HSE test during a POP or who achieved Adult Secondary Education High in all testing domains at any time during the POP</p> <p><b>Numerator:</b> the number of exiters who received the HSE credential during the POP or by September 30</p>	<p style="text-align: center;"><b>For the IET credential</b></p> <p><b>Denominator:</b> the number of exiters (by June 30) who were enrolled in an IET program during the POP, as determined by a training service</p> <p><b>Numerator:</b> the number of exiters who received a postsecondary education or training credential during the POP or by September 30</p>
Enrollments (10% each)	% each grantee is meeting established enrollment targets in each sub-category . Example: If you meet 100% of your enrollment in each sub-category, you will receive full 30%	

# Co- Enrollment Award

**Denominator:** the number of all AEL participants with a valid social security number

**Numerator:** the number of AEL participants receiving participatory services in a Board-operated program during participation or within the first quarter after exit

1<sup>st</sup> Place - \$75,000

2<sup>nd</sup> Place - \$50,000

3<sup>rd</sup> Place - \$25,000

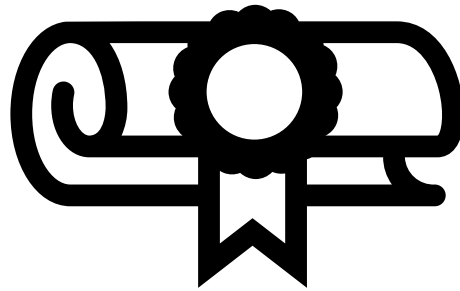
# Statewide Coenrollment Past Performance = 12.33%

Look in your materials for record

WDA #	WDA Name	Grantee #	Grantee Name	Choices	SNAP E&T	WIOA	TAA	ES	Total Veterans	Transitioning Ex-Offender	Vocational Rehabilitation	All Other Programs	Total Coenrolled	Total AEL Customers*	% Coenrolled
1	Panhandle	502	Amarillo College	1	1	46		48	2	1		30	60	627	9.57%
2	South Plains	526	Region 17 ESC, South Plains			21		49			3	10	51	404	12.62%
3	North Texas	528	Region 9 ESC		1	10		22			7	1	27	210	12.86%
4	North Central	533	Weatherford ISD			1		5			1		6	185	3.24%
4	North Central	540	Navarro College			17		39			3	7	45	450	10.00%
4	North Central	541	Paris Jr College - North Central			1		6		1		1	6	80	7.50%
4	North Central	546	New Denton ISD	1		11		45			1	7	47	605	7.77%
4	North Central	547	Grayson College - North Central			6		21			1	3	23	462	4.98%
5	Tarrant County	538	Tarrant County WDB	2	8	166	1	261	3	3	3	104	278	1,886	14.74%

Non-Monetary  
Award:

Adult Scholar of  
the Year



- Up to 6 awards
- Nomination Based for a student's dedication, persistence, and leadership



## Second Activity – Group/Breakout Rooms 20 minutes

---

### Guiding Questions

1. What three specific things that you enjoyed and/or believe you did well last program year?
2. What is the ONE real challenge for you/your program that if you improved or changed would have the greatest positive impact on your performance?

# Demonstrated Effectiveness

OCTAE Requirements

# Why It's Important To Understand?

- TWC received a monitoring finding related to how we were implementing this requirement in our Core RFA in 2018
- Moving forward, we will be implementing changes to reflect these requirements



# OCTAE Guidance

Technical Assistance Guide :

<https://www2.ed.gov/about/offices/list/ovae/pi/AdultEd/aefla/demonstrated-effectiveness-ta-guide-final.pdf>

# Two Part Requirements

- Part 1—All applicants must meet the minimum requirements laid out in RFA language to be eligible for scoring of application—state flexibility on what those requirements/threshold will be
- Part 2– Determining to what degree the applicant has past effectiveness across multiple factors/indicators AEFLA section 231(e).

*Important note:* If consortia is allowed in the RFA, ALL members must demonstrate effectiveness

# Activity: TEAMS Reports

Group Work— TEAMS THINK TANK



# TABLEAU UPDATE

Back in June 16-18<sup>th</sup>—emails were sent to ALL active TEAMS users to set up their OKTA accounts. OKTA is the gatekeeper/security arm for TABLEAU.

If they/you followed instructions and set up your account—this will be much easier to ensure you have access.

Will roll out in Phases

Phase I –Directors

Phase II –Key Personnel

# Instructions – 20 mins

---

## 1. Assign a Scribe/Report Out Person

## 2. Guiding Questions

What data points do you need for...

- tracking and reporting credentials
- employment
- Post secondary enrollment
- managing enrollment or attendance

What functionality would you like to see standardized in reports? Filters, charts, etc...

## 3. Which one is the biggest priority?

For virtual scribes:

Send list to [TEAMS.TechncialAssistance@twc.Texas.gov](mailto:TEAMS.TechncialAssistance@twc.Texas.gov)



# QUESTIONS?

---

- [AELTA@twc.Texas.gov](mailto:AELTA@twc.Texas.gov)

